

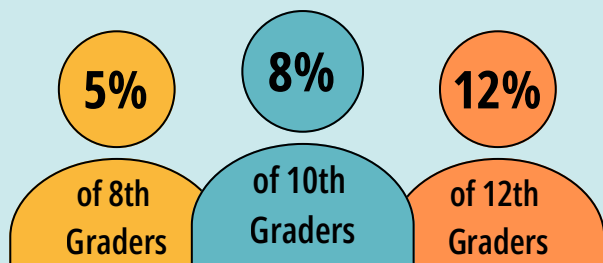


# Tobacco and Vaping Use Among Illinois Youth

## Past Year Use

**9%** of youth used any tobacco, e-cigarettes, or other vaping products in the past year.

### Breakdown by Grade



### Demographics

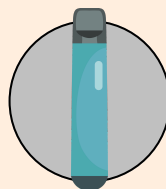
- \* Females used e-cigarettes or other vaping products at a higher rate than males.
- \* White and Multiracial youth had the highest rates of using any tobacco products, e-cigarettes, or other vaping products.
- \* Lower income youth had higher rates of tobacco products, e-cigarettes, or other vaping product use than higher income.

## Past 30-Day Use

**6%** of youth use any tobacco, e-cigarettes, or other vaping products in the past 30 days.

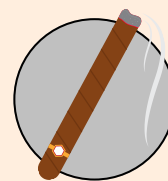
### Methods of Use

Youth who used tobacco, e-cigarettes, or other vaping products in the past 30 days reported the following methods:




**86%**

E-Cigarettes or Other Vaping Products



**29%**

Smoked Tobacco  
\*other than cigarettes



**25%**

Smokeless Tobacco



**22%**

Cigarettes

## Access

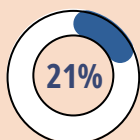
The majority of youth obtained tobacco, e-cigarettes, or other vaping products from friends.



Friends



Gas Station,  
Store, or Mall



Parents Without  
Permission



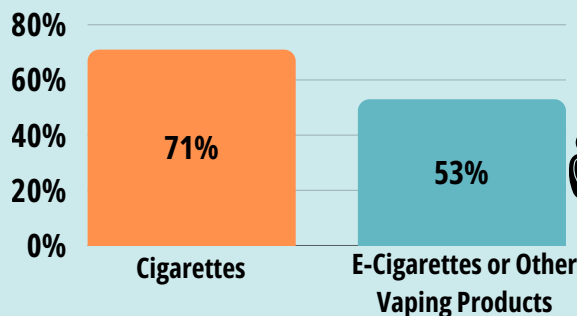
Sibling

- \* Notably, males, lower income, and Multiracial youth reported greater ease of access to cigarettes, e-cigarettes, or other vaping products.

## Perceptions

Overall, youth viewed cigarettes as **more harmful** than e-cigarettes.

### Perceived a "Great Risk" of Harm





**ILLINOIS YOUTH SURVEY**